






Math 9
Chapter 9 Circle Geometry

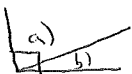

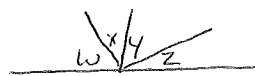
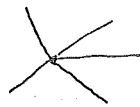
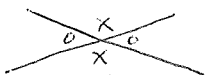
Notes



There are four different kinds of angles. Can you name them and draw them?


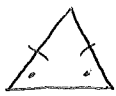

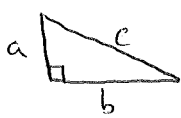
Name	Sketch	Explanation
Acute		less than 90°
Obtuse		greater than 90°
Right		90°
Straight		180°

There are five important rules that relate lines to each other
Name them, then sketch and explain them

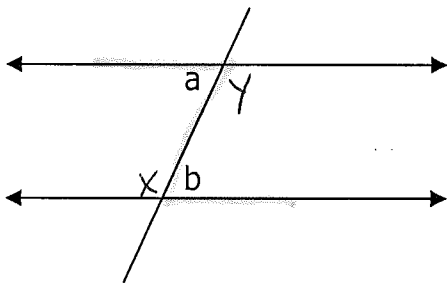
Name	Sketch	Explanation
Complementary		\angle 's a & b add up to 90°
Supplementary		\angle 's c and d add up to 180°
Angles on a line		angles w, x, y, z on a line add up to 180°
Angles @ a point		angles @ a point add up to 360°
Vertically opposite		vertically opposite \angle 's are equal

There are four different kinds of triangles. Can you identify them?

Recall -> \angle sum of a triangle is 180°

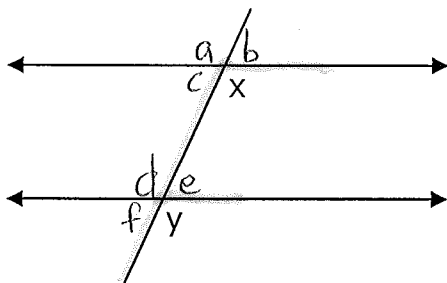
Name	Sketch	Explanation
Scalene		- no equal sides - no \angle 's equal
Isosceles		- at least 2 sides equal - angles opposite the equal sides are equal
Equilateral		- 3 sides equal - 3 \angle 's are equal (60°)
Right		- 1 right \angle (90°) - hypotenuse is opposite right \angle - $a^2 + b^2 = c^2$

Parallel Lines create some useful geometry rules, when they are intersected by a line called a TRANSVERSAL



Angles a and b are a pair of **ALTERNATE INTERIOR ANGLES**. Can you find another pair? Look for the 'Z' shape $\angle a = \angle b$

$$\angle x = \angle y$$



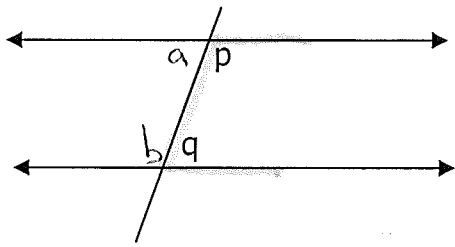
Angles x and y are a pair of equal **CORRESPONDING ANGLES**. How many other pairs are there? $\angle x = \angle y$

Look for the 'F' shape

$$\angle a = \angle d$$

$$\angle b = \angle e$$

$$\angle c = \angle f$$



Angles p and q are called
CO-INTERIOR ANGLES.

They add to 180° ($\angle p + \angle q = 180^\circ$)

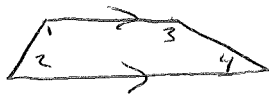
Is there another pair? Look for the 'C' shape

$$\angle a + \angle b = 180^\circ$$

What can you remember about Quadrilaterals? How many types are there?

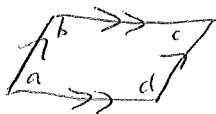
→ Sum of a quadrilateral is 360°

Trapezoid



- 1 pair of parallel lines (|| → sign for parallel)
- $\angle 1 + \angle 2 = 180^\circ$, $\angle 3 + \angle 4 = 180^\circ$

Parallelogram



- opposite sides are equal and parallel
- opposite \angle 's are equal ($\angle a = \angle c$, $\angle b = \angle d$)
- consecutive \angle 's equal 180°

Rectangle




- opposite sides are equal & parallel
- each \angle is 90°

Rhombus



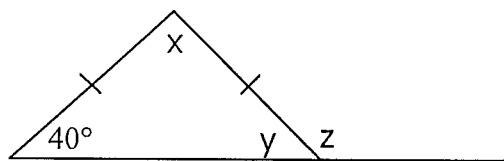
- parallelogram w 4 equal sides

Square



- rhombus with 4 right \angle 's

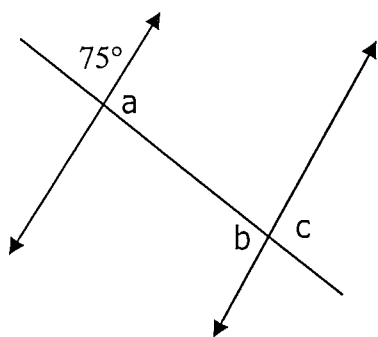
Practice. Find the missing angles and give the best reason.



$$y = 40^\circ \quad \Delta\text{'s opposite} = \text{sides are} =$$

$$x = 100^\circ \quad \Delta\text{'s in a } \Delta \text{ add up to } 180^\circ$$

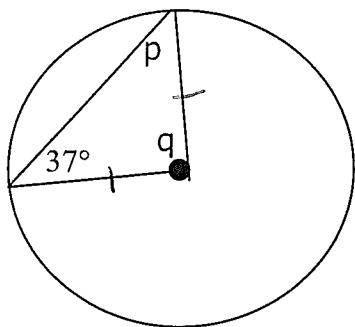
$$z = 140^\circ \quad \text{Supplementary } \Delta\text{'s on a line add up to } 180^\circ$$



$$a = 105^\circ \quad \text{supplementary } \Delta\text{'s on a line add up to } 180^\circ$$

$$b = 105^\circ \quad \text{alt-interior } \Delta\text{'s are} =$$

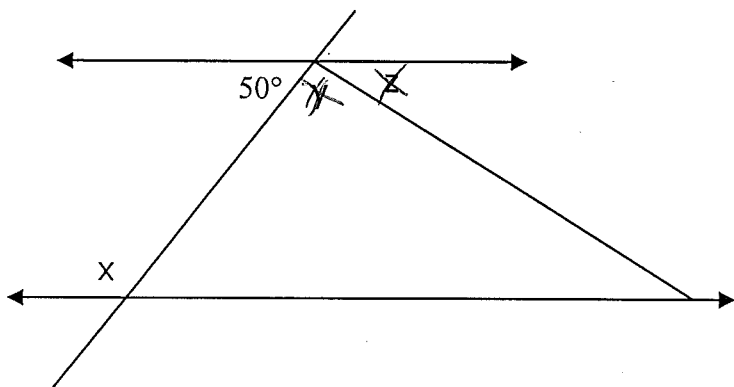
$$c = 105^\circ \quad \text{vertically opposite } \Delta\text{'s are} =$$



lines from centre to circle are = (radius)

$$\angle p = 37^\circ \quad \Delta\text{'s opposite} = \text{sides are} =$$

$$\angle q = 106^\circ \quad \Delta\text{'s in a } \Delta \text{ add up to } 180^\circ$$

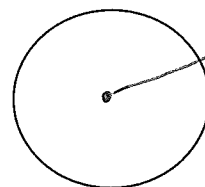


$$\angle x = 130^\circ \quad \text{co-interior } \Delta\text{'s add up to } 180^\circ$$

Definitions:

Circle a set of points that are the same distance from the centre

Radius



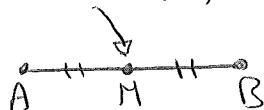
distance from
centre to circle

Perpendicular:

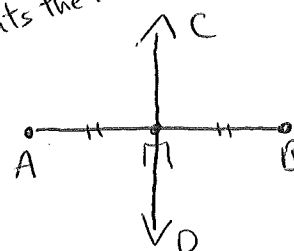


intersecting lines
@ right angles

Midpoint: (M)

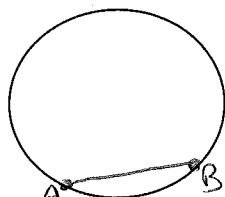


Bisect: - cuts the line in half



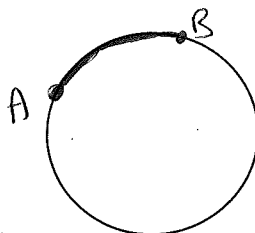
CD bisects AB

Chord:



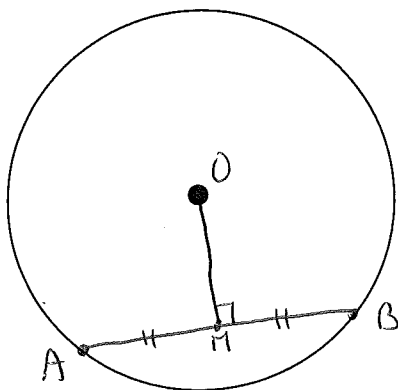
a line joining two
points whose end
points are on a circle

Arc:



part of a circle
 \widehat{AB}

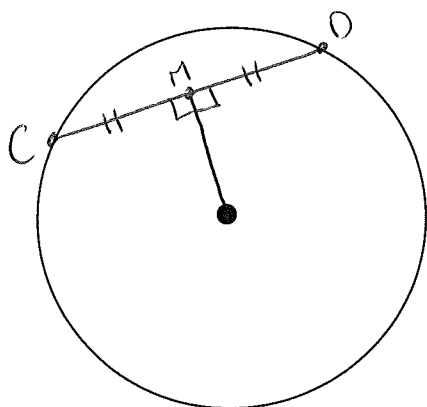
Draw a chord AB on this circle. Connect the midpoint M of the chord to the center O. Measure $\angle OMA$ and $\angle OMB$. Record your result



$$\angle OMA = 90^\circ \quad \angle OMB = 90^\circ$$

a line from the centre bisects
the chord AB creating perpendicular
lines

Draw a different length chord CD, in a different location. Draw a segment from the centre to the chord at right angles to the chord. Label the point where they intersect M. Measure CM and DM. What did you find?

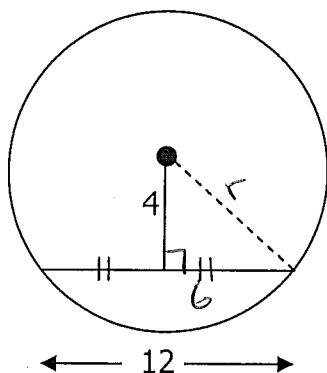


$$CM = DM$$

$\therefore OM$ is a perpendicular \perp bisector

Practice:

Find the length of the radius.



- use pythagoras $a^2 + b^2 = c^2$

$$r^2 = 4^2 + 6^2$$

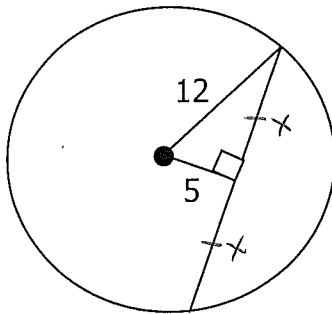
$$r^2 = 16 + 36$$

$$r^2 = 52$$

$$\sqrt{r^2} = \sqrt{52}$$

$$r \approx 7.21$$

Find the length of the chord



$$x^2 + 5^2 = 12^2$$

$$x^2 + 25 = 144$$

$$\quad -25 \quad -25$$

$$x^2 = 119$$

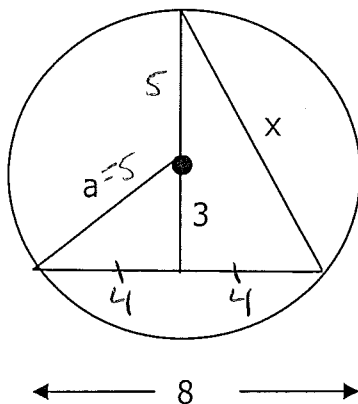
$$\sqrt{x^2} = \sqrt{119}$$

$$x \approx 10.9$$

$$\therefore \text{Chord} = 2 \times 10.9$$

$$= 21.8$$

Find the value of x



Step 1

$$a^2 = 3^2 + 4^2$$

$$a^2 = 9 + 16$$

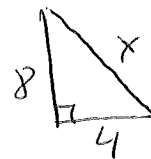
$$a^2 = 25$$

$$\sqrt{a^2} = \sqrt{25}$$

$$a = 5$$

↳ radius

Step 2



$$x^2 = 4^2 + 8^2$$

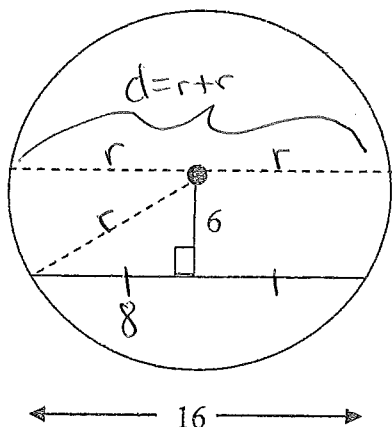
$$x^2 = 16 + 64$$

$$x^2 = 80$$

$$\sqrt{x^2} = \sqrt{80}$$

$$x \approx 8.9$$

1)



Find the length of the diameter

HINT: Find the radius first

$$r^2 = 6^2 + 8^2$$

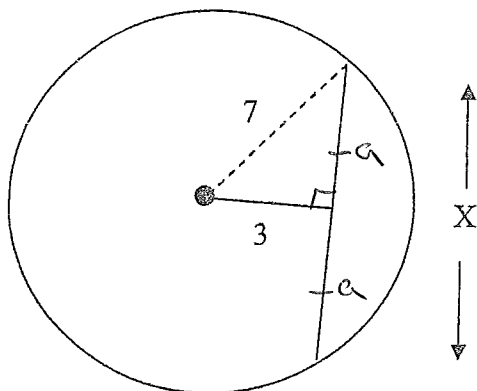
$$r^2 = 36 + 64$$

$$r^2 = 100$$

$$r = 10$$

$$\begin{aligned} d &= r + r \\ &= 10 + 10 \\ &= 20 \end{aligned}$$

2)



Find the length of the chord

HINT: Find half of the chord first

$$7^2 = 3^2 + a^2$$

$$49 = 9 + a^2$$

$$-9 \quad -9$$

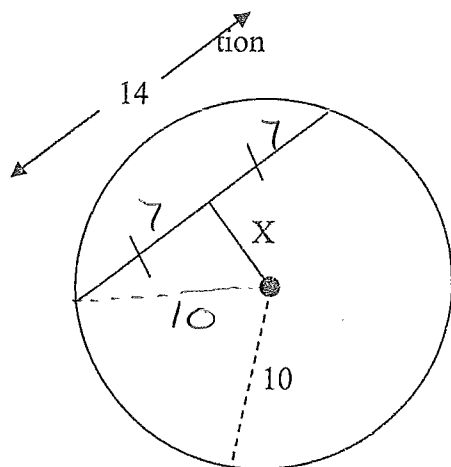
$$40 = a^2$$

$$\sqrt{40} = \sqrt{a^2}$$

$$6.3 = a$$

$$\begin{aligned} X &= a + a \\ &= 6.3 + 6.3 \\ &= 12.6 \end{aligned}$$

3)



Find the length of X

HINT: Create a right triangle

$$10^2 = 7^2 + X^2$$

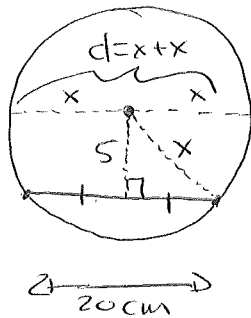
$$100 = 49 + X^2$$

$$-49 \quad -49$$

$$\sqrt{51} = \sqrt{X^2}$$

$$7.1 = X$$

4) A cylindrical pipe has a circular cross section. The water at the bottom of the pipe is 20 cm wide. The water is 5 cm from the center of the pipe. What is the diameter of the pipe?



$$x^2 = 5^2 + 10^2$$

$$x^2 = 25 + 100$$

$$\sqrt{x^2} = \sqrt{125}$$

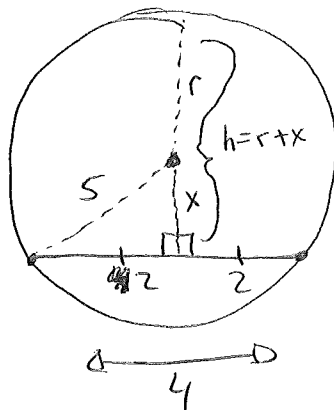
$$x = 11.2 \text{ cm}$$

$$d = x + x$$

$$= 11.2 + 11.2$$

$$= 22.4 \text{ cm}$$

5) A road underpass is shaped as a circle. The underpass has a radius of 5 feet, while the pathway inside is 4 feet wide. What is the maximum height of the underpass?



$$5^2 = x^2 + 2^2$$

$$25 = x^2 + 4$$

$$-4 \quad -4$$

$$\sqrt{21} = \sqrt{x^2}$$

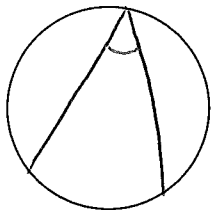
$$4.6 = x$$

$$\text{height} = x + \text{radius}$$

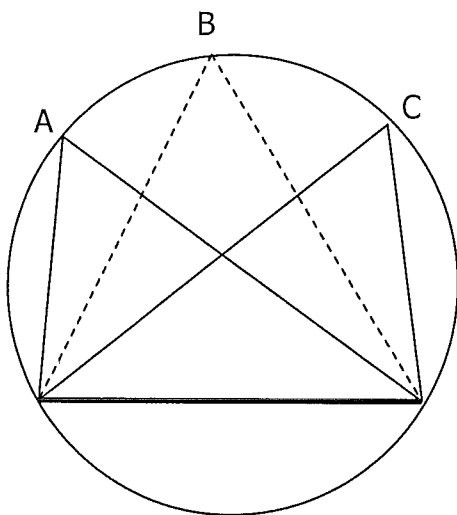
$$= 4.6 + 5$$

$$= 9.6 \text{ ft.}$$

Definitions: Inscribed angle: is an angle whose "vertex" is on the circle



Three hockey players face the net in a circular rink. Which player has the best angle at which to shoot?



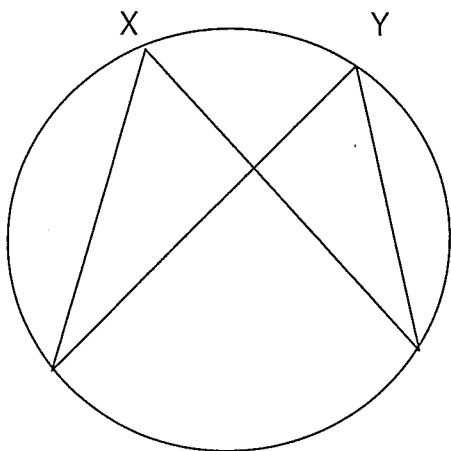
$$\angle A = 60^\circ$$

$$\angle B = 60^\circ$$

$$\angle C = 60^\circ$$

\therefore all 3 inscribed \angle 's are =

Measure the inscribed angles X and Y. What can you conclude?

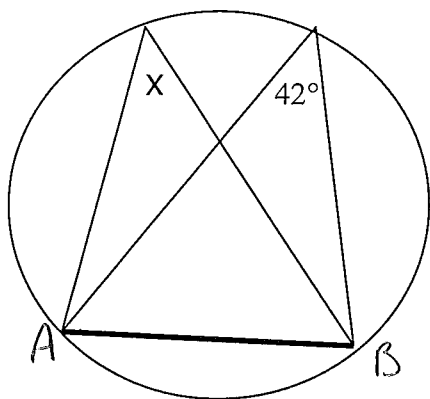


$$\angle X = 59^\circ$$

$$\angle Y = 59^\circ$$

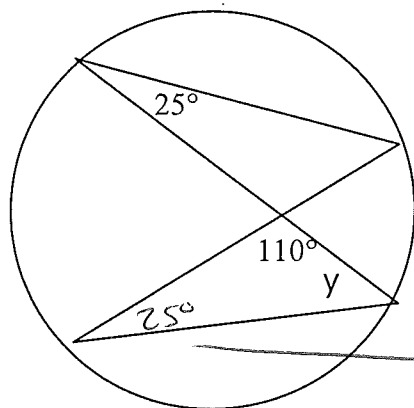
\therefore inscribed \angle 's covered by the same chord or are equal

Practice:



$$\angle x = 42^\circ$$

↳ both are inscribed angles 'sharing' the same chord AB

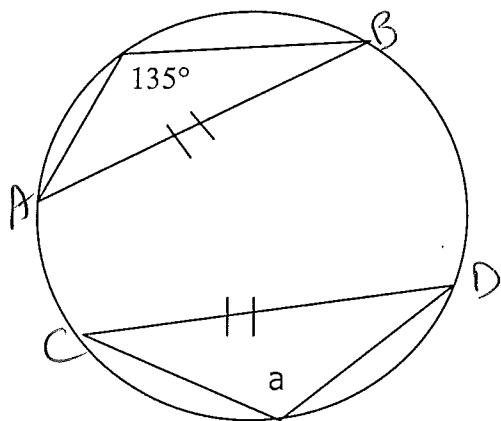


$$\therefore \angle y = 45^\circ$$

$$(180^\circ - 110^\circ - 25^\circ = 45^\circ)$$

∠'s in Δ add to 180°

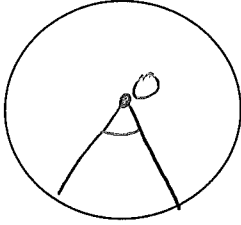
↳ shares an arc with 250



$$\angle a = 135^\circ$$

* both inscribed angles are 'covered by' equal chords \overline{AB} and \overline{CD}

Definition: Central Angle \rightarrow an angle whose vertex is at the centre

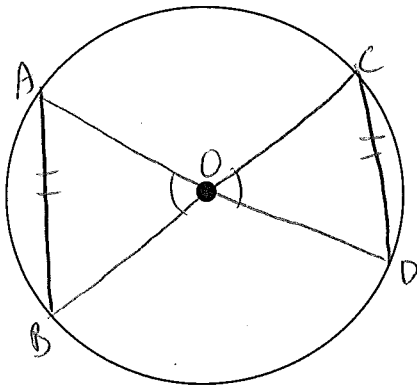


Draw two equal chords, one on either side of the circle. Label them AB and CD. Label center as O. Create central angles $\angle AOB$ and $\angle COD$ by joining A and B to O, and C and D to O.

Measure $\angle AOB$ and $\angle COD$. What is your conclusion?

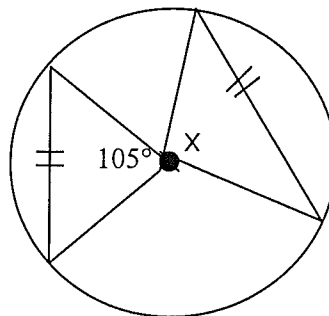
$$\angle AOB = 60^\circ \quad \angle COD = 60^\circ$$

Conclusion: \therefore both $\angle AOB$ and $\angle COD$ are equal
 \hookrightarrow central \angle 's with equal chords will have $= \angle$'s



Practice:

1. Find the measure of x



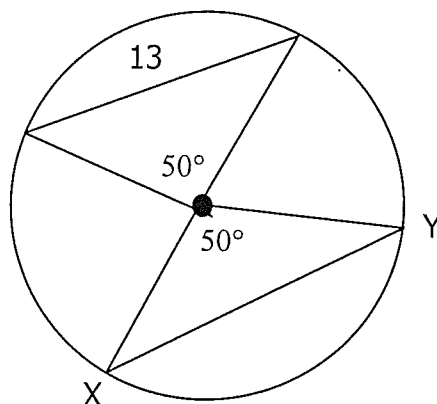
$$\angle x = 105^\circ$$

both central angles are 'covered by' $=$ chords

Find the length of chord XY

$$XY = 13$$

∠ central ∠s are =,
thus chords must
be = length



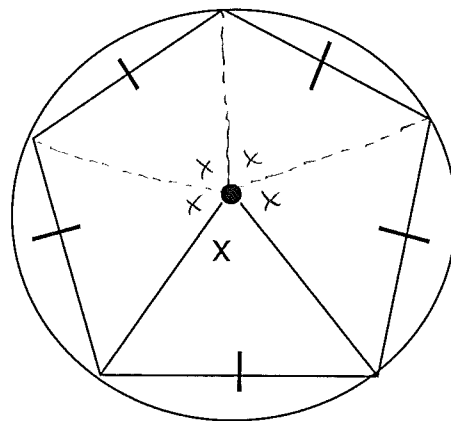
Find the measure of X

angles around a pt add to 360°

$$X + X + X + X + X = 360^\circ$$

$$\frac{5x}{5} = \frac{360^\circ}{5}$$

$$x = 72^\circ$$

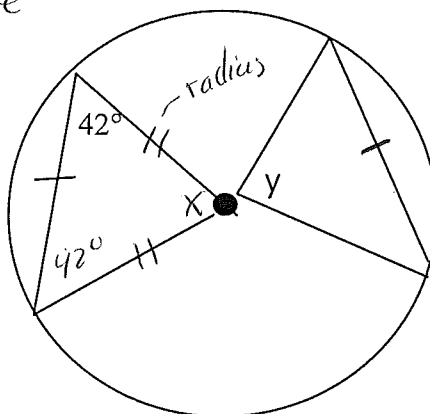


Find the measure of Y

$$\angle x = 180^\circ - 42^\circ - 42^\circ = 96^\circ$$

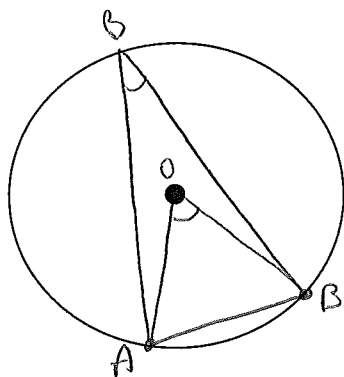
∴ ∠ y is also 96°
∠ equal chords

∠s are = opposite = sides



This lesson is designed to discover the relationship between central and an inscribed angle

Draw chord AC. Draw inscribed angle ABC. Draw central angle AOC. Measure $\angle ABC$ and $\angle AOC$. Record your results.



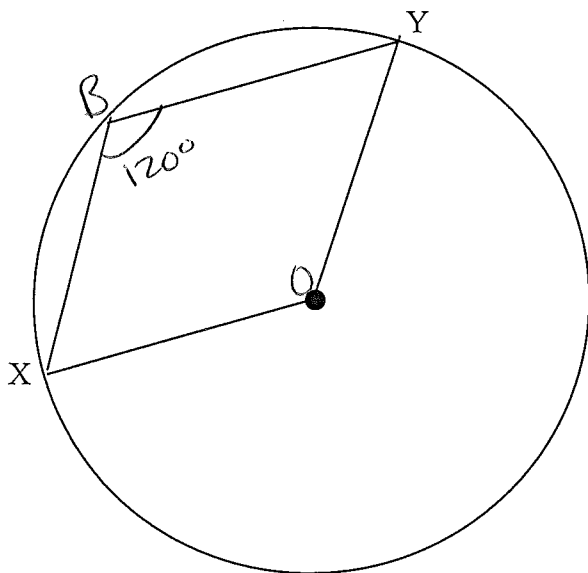
Both \angle s "share" the same chord.

$$\angle ABC = \frac{37^\circ}{\text{inscribed } \angle} \quad \angle AOC = \frac{74^\circ}{\text{central } \angle}$$

Conclusion:

The central \angle , when ~~correctly~~ sharing the same chord, was double the size of the inscribed \angle .

Repeat this experiment using an arc XY.



$$\angle XBY (\text{inscribed}) = 120^\circ$$

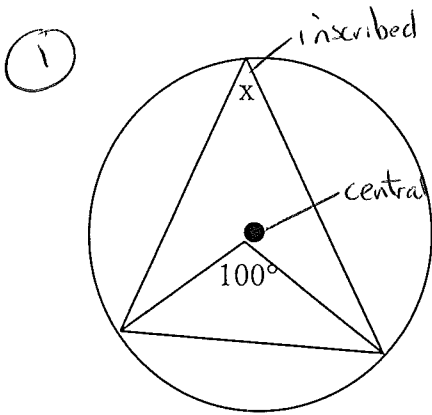
$$\angle XOY (\text{central}) = 2 \times 120^\circ = 240^\circ$$

\therefore The same conclusion as before works on equal/same arcs

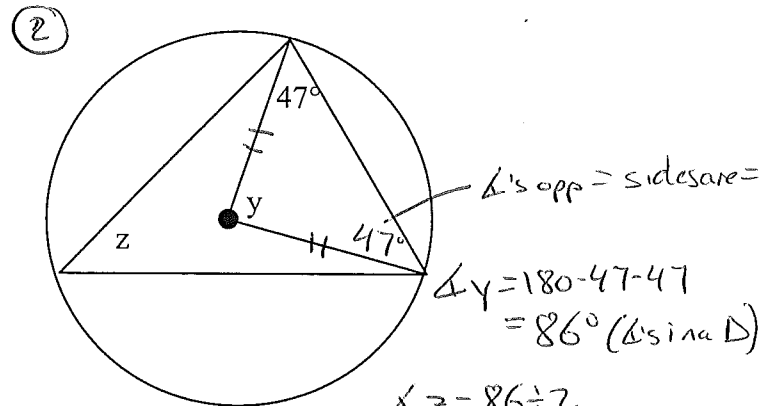
Do you have the same result? yes

central \angle is $2 \times$ inscribed \angle on equal/same chords/arcs.

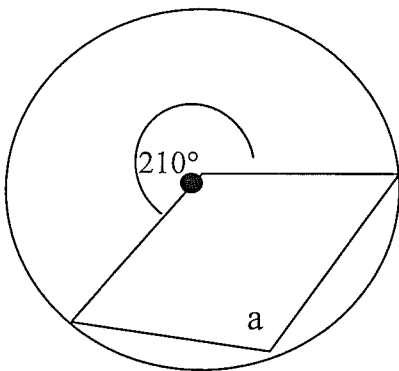
Practice:



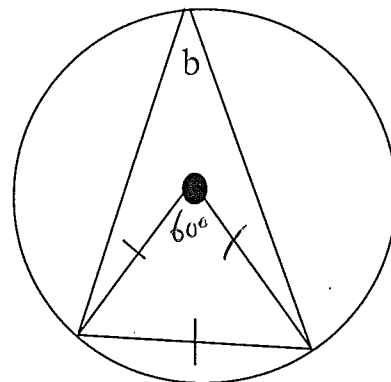
$$\angle x = 100^\circ \div 2 = 50^\circ \text{ (inscribed } \frac{1}{2} \text{ of central } \angle)$$



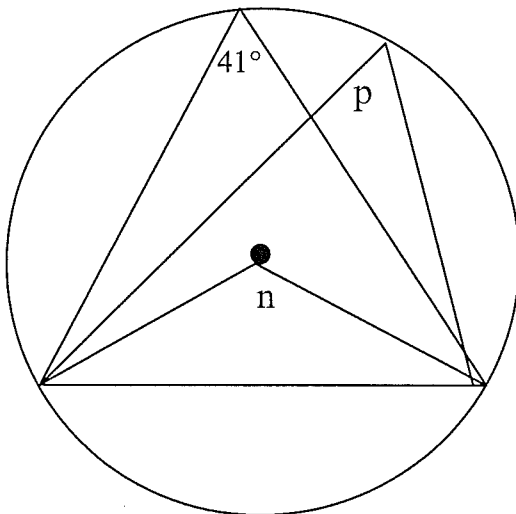
$$\begin{aligned} \angle y &= 180 - 47 - 47 = 86^\circ \text{ (}\Delta \text{ is isosceles)} \\ \angle z &= 86^\circ \div 2 = 43^\circ \end{aligned}$$



$$\angle a = 210^\circ \div 2 = 105^\circ$$



$$\begin{aligned} &\rightarrow \text{equilateral } \Delta, \text{ all } \angle \text{'s } 60^\circ \\ &\rightarrow \angle b = 60^\circ \div 2 = 30^\circ \end{aligned}$$

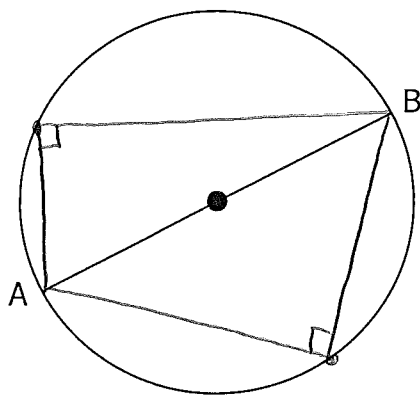


$$\begin{aligned} \angle p &= 41^\circ \text{ (inscribed } \angle \text{ on same chord)} \\ \angle n &= 2 \times 41^\circ = 82^\circ \text{ (central } \angle \text{ double inscribed } \angle) \end{aligned}$$

In this lesson we will explore the properties of an inscribed angle covered by the diameter

Draw inscribed angle APB. Measure and record $\angle APB$

$$\angle APB = \underline{90^\circ}$$

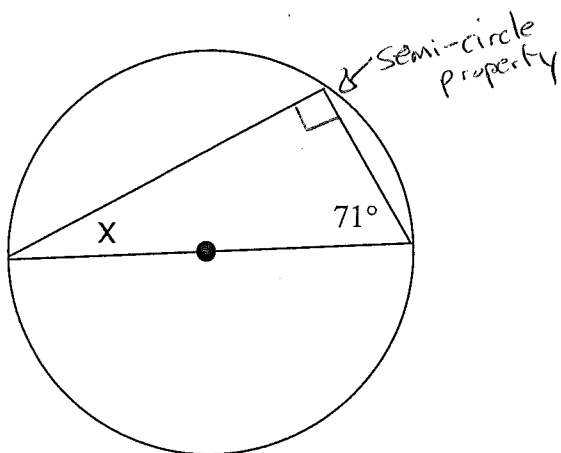


Draw inscribed angle AQB. Measure and record $\angle AQB$

$$\angle AQB = \underline{90^\circ}$$

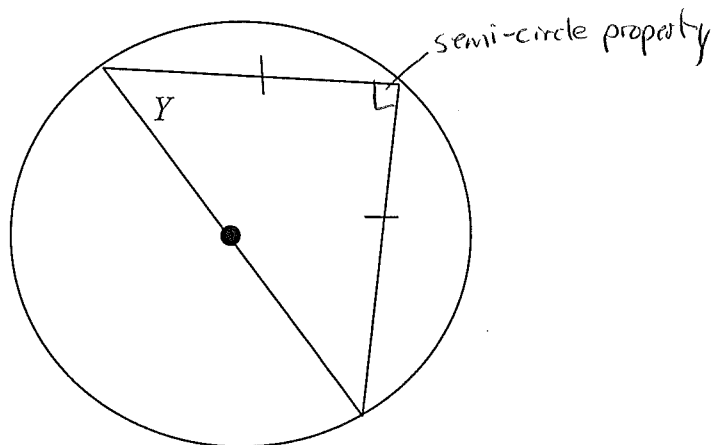
Conclusion: an inscribed \angle in a semi-circle is 90°

Practice:



$$\triangle \text{ sum} = 180^\circ$$

$$\angle x = 180^\circ - 90^\circ - 71^\circ = 19^\circ$$

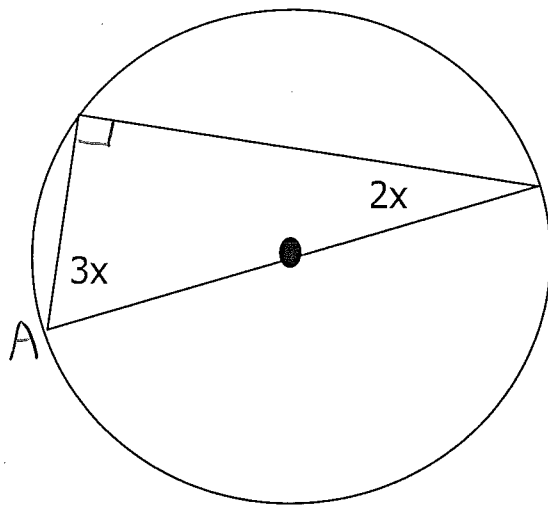


$$y + y + 90^\circ = 180^\circ$$

$$2y + 90^\circ = 180^\circ$$

$$\frac{2y}{2} = \frac{90^\circ}{2}$$

$$y = 45^\circ$$



$$\begin{aligned}\angle A &= 3x \\ &= 3(18^\circ) \\ &= 54^\circ\end{aligned}$$

$$\Delta \text{sum} = 180^\circ$$

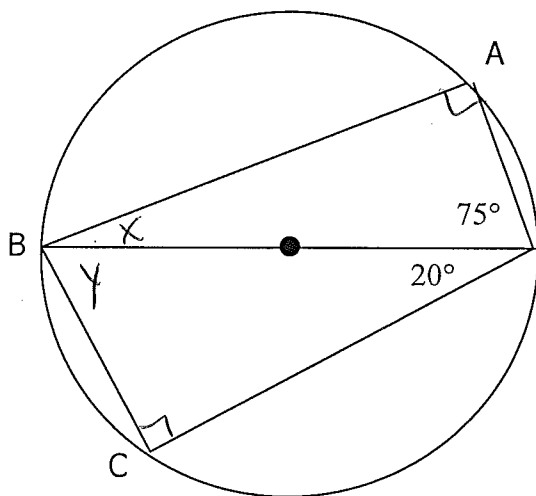
$$3x + 2x + 90^\circ = 180^\circ$$

$$5x + 90^\circ = 180^\circ$$

$$\frac{5x}{5} = \frac{90^\circ}{5}$$

$$x = 18^\circ$$

$$x = \underline{18^\circ}$$



$$\begin{aligned}\angle x &= 180^\circ - 90^\circ - 75^\circ \\ &= 15^\circ\end{aligned}$$

$$\begin{aligned}\angle y &= 180^\circ - 90^\circ - 20^\circ \\ &= 70^\circ\end{aligned}$$

$$\begin{aligned}\angle ABC &= \angle x + \angle y \\ &= 15^\circ + 70^\circ \\ &= 85^\circ\end{aligned}$$

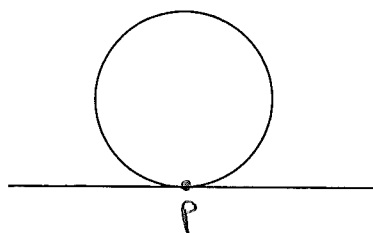
Ma 9

Tangent Radius Property

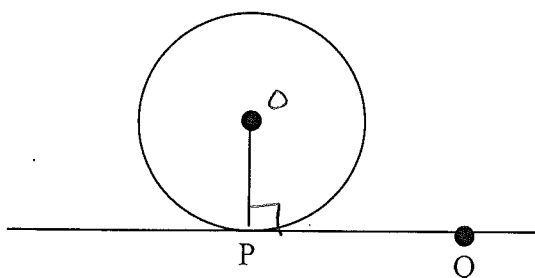
Name:

Goal is to explore the relationship between a tangent and its radius

Definition: A tangent is a line that intersects a circle @ a single point 'p'



Draw a segment joining the center with the point of tangency. Measure angle OPQ

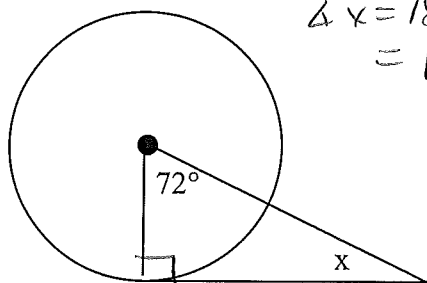


$$\angle OPQ = 90^\circ$$

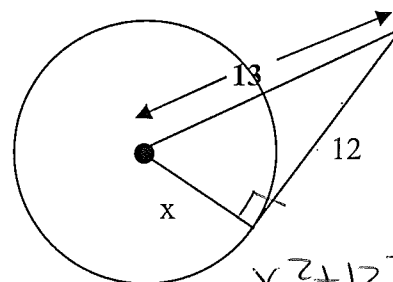
Conclusion:

The angle between the tangent and the radius is 90°

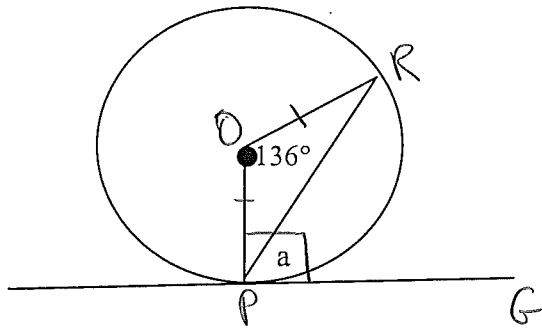
Practice:



$$\begin{aligned} \text{Sum} &= 180^\circ \\ \angle x &= 180^\circ - 90^\circ - 72^\circ \\ &= 18^\circ \end{aligned}$$



$$\begin{aligned} x^2 + 12^2 &= 13^2 \\ x^2 + 144 &= 169 \\ x^2 &= 25 \\ x &= 5 \end{aligned}$$



Step 1: $\angle OPG = 90^\circ$

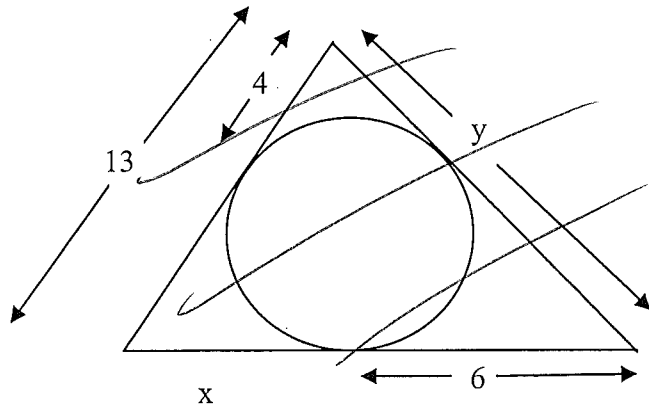
Step 2: $\triangle POR$ is isosceles (2 equal sides) ^{radius}

$$\therefore \angle P \text{ \& } \angle R = \left(\frac{180^\circ - 136^\circ}{2} \right)$$

$$= 22^\circ$$

Step 3: $\angle a = 90^\circ - 22^\circ$

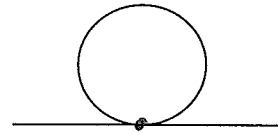
$$= 68^\circ$$



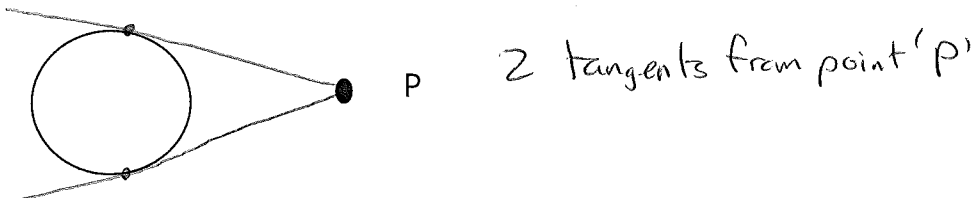
Perimeter =

The goal is to explore the relationship between tangents drawn to a circle

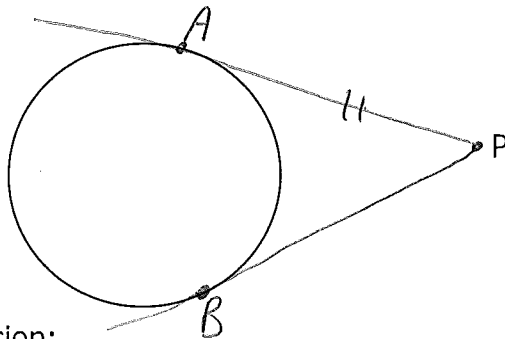
Remember---A tangent is a line that intersects a circle once



How many tangents can be drawn to a circle from point P?



Draw tangents from point P to the circle. Label the points of tangency as A and B. Measure the lengths of PA and PB. Record the result. What is your conclusion?



$$PA = \underline{4}$$

$$PB = \underline{4}$$

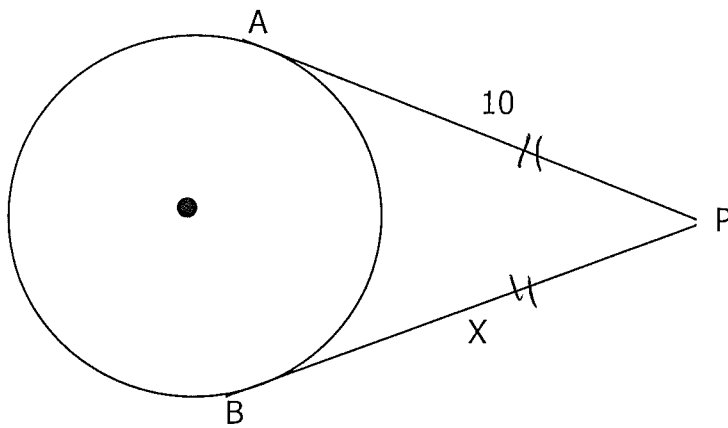
Conclusion:

The distance from P to A or B are equal

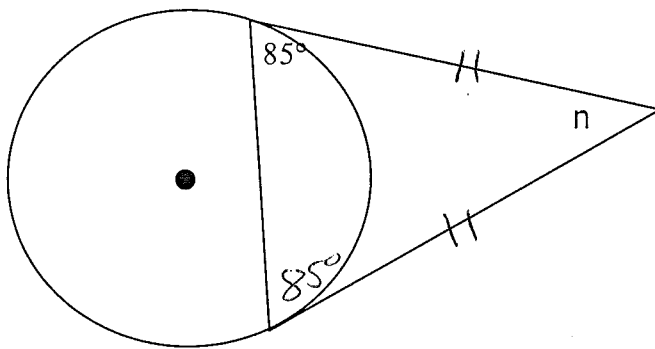
Equal Tangents Property:

Tangents drawn to a circle, from an external point, are equal in length

Practice:

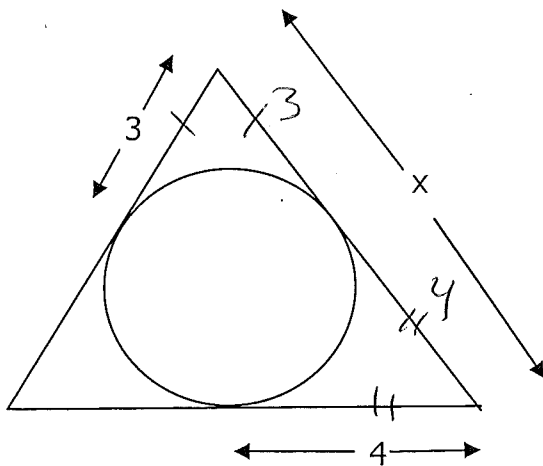


$$x = 10$$



isosceles triangle - equal tangents

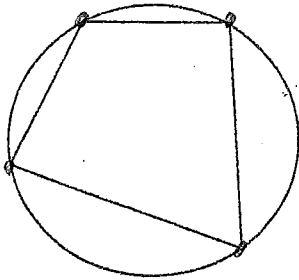
$$\begin{aligned} \angle n &= 180^\circ - 85^\circ - 85^\circ \\ &= 10^\circ \end{aligned}$$



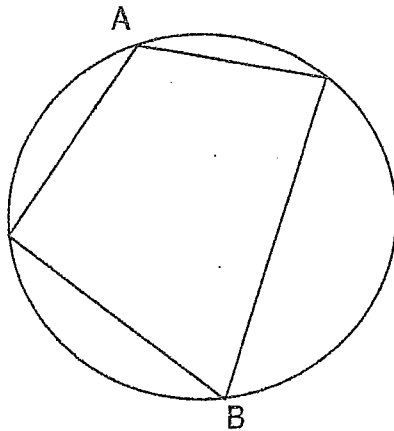
$$\begin{aligned} x &= 3 + 4 \\ x &= 7 \end{aligned}$$

The goal is to explore the angles in a Cyclic Quadrilateral

Definition: A Cyclic Quadrilateral is: a 4-sided figure whose vertices are on the circle.

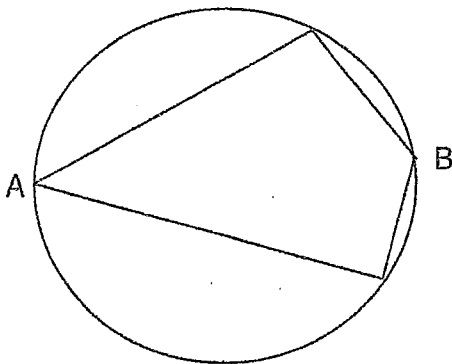


Measure angles A and B. Record your results



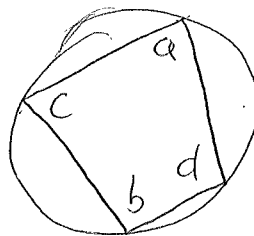
$$\angle A = 115^\circ$$

$$\angle B = 65^\circ$$



$$\angle A = 45^\circ \quad \angle B = 135^\circ$$

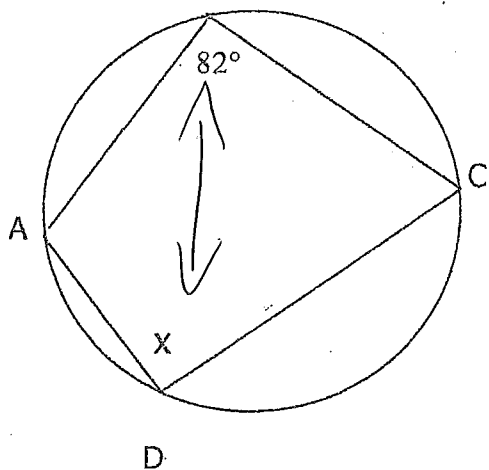
Cyclic Quadrilateral Property: opposite inscribed angles add to 180°



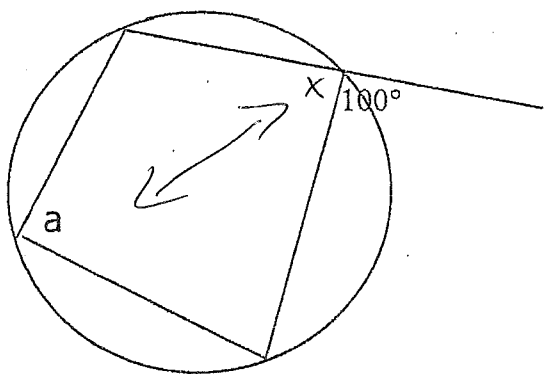
$$\angle a + b = 180^\circ$$

$$\angle c + d = 180^\circ$$

Practice:

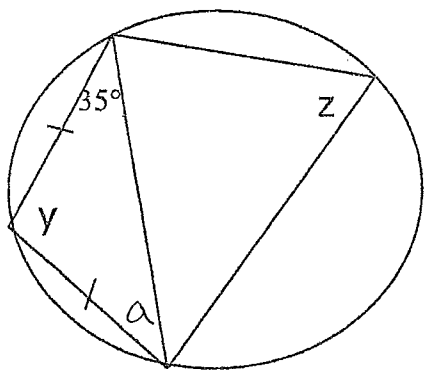


$$\angle x = 180^\circ - 82^\circ = 98^\circ$$



$$\textcircled{1} \angle x = 80^\circ (\Delta \text{ on a line})$$

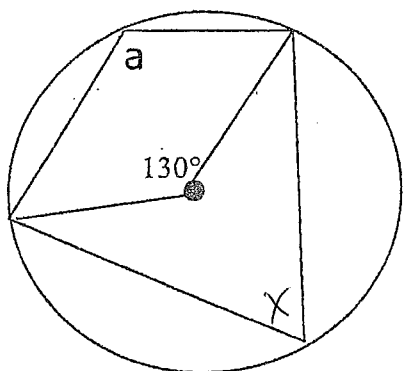
$$\textcircled{2} \angle a = 180^\circ - 80^\circ = 100^\circ$$



$$\textcircled{1} \angle a = 35^\circ (\text{Isosceles } \Delta)$$

$$\textcircled{2} \angle y = 180^\circ - 35^\circ - 35^\circ (\Delta \text{ in a } \Delta) = 110^\circ$$

$$\textcircled{3} \angle z = 180^\circ - 110^\circ = 70^\circ$$



$$\textcircled{1} \angle x = 65^\circ (\text{inscribed } \angle \text{ is } \frac{1}{2} \text{ central } \angle)$$

$$\textcircled{2} \angle a = 180^\circ - 65^\circ = 115^\circ$$